



HAL
open science

Diversity, structures assemblages and production of benthic communities on artificial reefs, a comparative case study in the English Channel

B Vivier, Jean-Claude Dauvin, M Navon, L Chasselin, M Deloor, A Rusig, I Mussio, M Boutouil, J Salaün, P Claquin

► To cite this version:

B Vivier, Jean-Claude Dauvin, M Navon, L Chasselin, M Deloor, et al.. Diversity, structures assemblages and production of benthic communities on artificial reefs, a comparative case study in the English Channel. IOP Conference Series: Materials Science and Engineering, 2022, MARINEFF International Conference: From materials and infrastructures to marine ecosystem - interactions and new approaches 03/05/2022 - 05/05/2022 EPON, France, 1245 (1), pp.012003. 10.1088/1757-899x/1245/1/012003 . hal-03773271

HAL Id: hal-03773271

<https://hal-normandie-univ.archives-ouvertes.fr/hal-03773271>

Submitted on 9 Sep 2022

HAL is a multi-disciplinary open access archive for the deposit and dissemination of scientific research documents, whether they are published or not. The documents may come from teaching and research institutions in France or abroad, or from public or private research centers.

L'archive ouverte pluridisciplinaire **HAL**, est destinée au dépôt et à la diffusion de documents scientifiques de niveau recherche, publiés ou non, émanant des établissements d'enseignement et de recherche français ou étrangers, des laboratoires publics ou privés.

PAPER • OPEN ACCESS

Diversity, structures assemblages and production of benthic communities on artificial reefs, a comparative case study in the English Channel

To cite this article: B Vivier *et al* 2022 *IOP Conf. Ser.: Mater. Sci. Eng.* **1245** 012003

View the [article online](#) for updates and enhancements.

You may also like

- [Light absorbing organic aerosols \(brown carbon\) over the tropical Indian Ocean: impact of biomass burning emissions](#)
Bikkina Srinivas and M M Sarin
- [Quantitative Hg Content Migration Process I. Yang Dongfang Migration Model Calculation](#)
Dongfang Yang, Qi Wang, Dong Lin et al.
- [Hydromorphology of coastal zone and structure of watershed agro-food system are main determinants of coastal eutrophication](#)
Josette Garnier, Gilles Billen, Luis Lassaletta et al.



ECS The Electrochemical Society
Advancing solid state & electrochemical science & technology

242nd ECS Meeting

Oct 9 – 13, 2022 • Atlanta, GA, US

Early hotel & registration pricing ends September 12

Presenting more than 2,400 technical abstracts in 50 symposia

The meeting for industry & researchers in

BATTERIES
ENERGY TECHNOLOGY
SENSORS AND MORE!

 Register now!

 **ECS Plenary Lecture featuring M. Stanley Whittingham,**
Binghamton University
Nobel Laureate –
2019 Nobel Prize in Chemistry



Diversity, structures assemblages and production of benthic communities on artificial reefs, a comparative case study in the English Channel

B Vivier^{1, 2}, J C Dauvin³, M Navon^{1, 2}, L Chasselin¹, M Deloor¹, A M Rusig^{1, 2}, I Mussio^{1, 2}, M Boutouil⁴, J Salaün^{3, 5, 6} and P Claquin^{1, 2}

¹ Normandie Université, Université de Caen Normandie, F-14032, Caen, France

² Laboratoire Biologie des ORganismes et Ecosystèmes Aquatiques (BOREA, UMR CNRS 8067), Muséum National d'Histoire Naturelle, Sorbonne Université, Université de Caen Normandie, IRD 207, Université des Antilles. Centre de Recherches en Environnement Côtier (CREC) - Station Marine, BP49, 54, rue du Docteur Charcot - 14530 Luc-sur-Mer, France

³ Laboratoire Morphodynamique Continentale et Côtière, UMR CNRS 6143 M2C, Normandie Université, Université de Caen Normandie, UNIROUEN, 24 rue des Tilleuls, F-14000 Caen, France

⁴ Ecole Supérieure d'Ingénieurs des Travaux de la Construction de Caen (ESITC Caen), 14610 Epron, France

⁵ Atlantique Landes Récifs, 1 rue du Pitey, ZA des deux pins, 40130 Capbreton

⁶ Université Paul Valéry, Montpellier 3, Laboratoire d'Aménagement et de Géographie de Montpellier EA LAGAM, F34000, Montpellier, France

Email: pascal.claquin@unicaen.fr

Abstract. In this study, the diversity and structures assemblages of benthic communities present on artificial reefs (AR) immersed for 5 years were monitoring during a full year in 2020. The comparison of two different sites Bernières in the Bay of Seine and Cherbourg in the central part of the English Channel brings innovative results on the efficiency of such structures. Benthic fauna and macroalgae communities were studied; several biotic indices like Shannon-Wiener diversity index were calculated. Benthic fauna was classified according to their trophic group and the biomass was estimated. Our results pointed out strong differences for several indicators between sites and seasons. Benthic fauna was more abundant in the Bay of Seine and more diversified than in the Bay of Cherbourg. Primary producers' diversity and biomass were higher in the Bay of Cherbourg and dominated by Rhodophyceae species. Primary production results showed that the Bay of Cherbourg was a more productive system than the Bay of Seine. This study highlighted the efficiency of such structures to create habitats and promote biomass and diversity of associated living communities. In comparable conditions, different systems were highlighted: a "primary producer reef" and a "primary consumer reef".

1. Introduction

Artificial reefs (ARs) are man-made structures emplaced in aquatic environments that serve as habitats or shelters for organisms. AR have long been used to attract fish and the development of these structures has been intensified over the three last decades [1–3]. These structures are usually expected to produce an overall increase in species richness by protecting some species, and also an increase and diversification of trophic contributions [4–6]. The improvement in habitat is generally reflected in greater food availability and more shelter against predators, as well as new recruitment areas for juveniles of various species (benthic invertebrates or fish), which explains the increase in organism biomass associated with these structures after their installation [7,8]. The ecological value of artificial



structures as habitats for native species can vary in relation to many structural and environmental factors [9–11]. In this study, the biodiversity, the trophic assemblages and the production associated to AR have been investigated. The comparison of identical structures in two different sites along the French coasts of the English Channel brings important indications on the elevated success rate of such projects in order to restore impacted ecosystems. This study also provides important understanding on the biodiversity – production relation. Moreover, the seasonal monitoring of several biological and environmental parameters over a full year after five years of immersion brings reliable data on the benthic communities (producers and consumers) associated to a stable hard substrate ecosystem.

2. Materials & Methods

2.1. Sampling sites

AR were deployed in two different macrotidal sites (Bay of Cherbourg, CHER and Bay of Seine in Bernières-sur-mer, BERN) in 2015. These AR were designed and immersed within the European project RECIF and were used as an example of artificial substrate in the European Interreg Va project MARINEFF (2018-2022). The first site CHER is characterised by a sandy bottom area while the second site BERN is characterised by sandy-rocky bottom area. In both sites, the low tide bathymetry is about 4 m. At CHER, the AR was made up of 12 modules grouped in 3 clusters to create a triangle structure and only 3 modules in BERN. Each module is 3 m long, 2 m wide and 1.35 m high (8,1 m³ each module - 32,4 m³ by cluster - 97,2 m³ in total at CHER). The modules were constructed in three levels (Figure 1), the first level was a supporting base to avoid sinking; the second level was made up of solid concrete pillars and empty concrete drains; the third level was a metal cage filled with cinder blocks. The dimensions of each cinder blocks were 0.4 m long by 0.2 m wide by 0.2 m high. These cinder blocks were made with porous concrete.

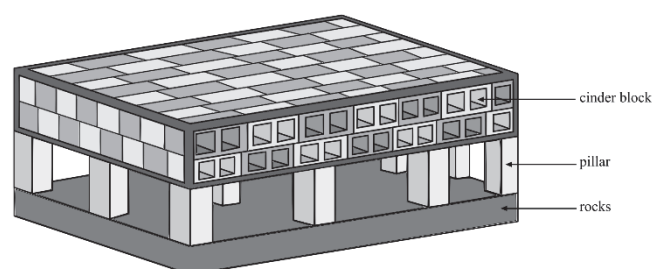


Figure 1. Representation of one AR module.

2.2. Sample collection

2.2.1. Benthic communities and production. The sampling of benthic communities was conducted from December 2019 to September 2020. Three campaigns were performed in BERN and four at CHER. At each campaign, six cinder blocks of the upper face of the modules were sampled randomly and taken back to the laboratory for analysis. In order to prevent any loss of fauna, each cinder block was carefully disposed in a planktonic net (500 μm) then closed and brought back to the boat. Each cinder block was conserved separately in a tank until the transport to the marine station of Luc-sur-mer. Then they were conserved in their planktonic net in several large basins with an open sea water renewal. Each cinder block was first incubated in a hermetic box with controlled lighting in the large basin in order to record the cinder block production. During each incubation, photoactive radiation (PAR) was recorded with a RBR solo3 PAR logger connected to a Li-COR “Underwater Quantum Sensor” LI-192. Dissolved oxygen (mg O₂.L⁻¹) was recorded with an EXO Optical Dissolved Oxygen Sensor hermetically connected to the system. Each incubation consisted of seven different light conditions (dark 1 – PAR 1 – PAR 2 – PAR 3 – PAR 4 – PAR 5 – dark 2). Oxygen production was calculated as the slope of the linear regression of O₂ concentration against incubated time per light condition and expressed in $\mu\text{mol O}_2\cdot\text{m}^{-2}\cdot\text{h}^{-1}$, after integration of water volume contained in the box (58.8 L) and the cinder block surface. The gross primary production (GPP) was calculated for each PAR condition as the addition of the

respiration (dark 2 condition) and the net primary production (NPP) of the selected condition. After the incubation, all macroalgae were sampled and conserved at -20°C for species identification and biomass estimation. The biomass of each species was determined and expressed Ash-Free Dry Weight (AFDW) per m^2 (loss of weight of dry organisms after 5h at 500°C). Ash Free Dry Weight biomass was converted to carbon content using a conversion factor of 0.35 [12,13]. Macroalgae species were assigned to their class (Ulvophyceae, Rhodophyceae or Phaeophyceae). Then, the cinder block was fixed in 10% formaldehyde, rinsed and scraped carefully in order to sample all organism which were preserved in 70% ethanol, identified to the lowest possible taxonomic level and counted (sieved on 0.5 mm diameter). The biomass of each taxonomic group was determined and expressed in terms of AFDW per m^2 (loss of weight of dry organisms after 5h at 500°C). Ash Free Dry Weight biomass was converted to carbon content using a conversion factor of 0.518 [14]. Benthic invertebrates were assigned to six trophic groups: grazers (Gr), filter feeders (FF), predators (Pr), scavengers – omnivorous (Scv/O), sub-surface deposit feeder (ssDF) and surface deposit feeder (sDF). The community structure analysis was based on the taxonomic richness, the Shannon-Wiener diversity index H' and the Pielou evenness index J' . The taxonomic richness corresponded to the total number of taxa recorded on the six cinder blocks sampled at each campaign. Both indices, H' and J' using \log_2 were calculated for each campaign too.

2.2.2. Abiotic parameters and inorganic nutrient analyses. In the same time, high frequency measurements using the SMILE instrumented buoy located in the Bay of Seine ($0^{\circ}19'41.00''\text{O}$ $49^{\circ}21'14.00''\text{N}$) near BERN was collected (data available doi.org/10.17882/53689). Conductivity and temperature (tetracon sensor, WTWTM), turbidity (Seapoint turbidity meter, Seapoint Sensor), oxygen (AADI Oxygen optode, Anderraa) and fluorescence (Cyclops-6K, Turner Design) were combined in an automatic NKE instrumentation (MP7, NKE Instrumentation[®]). PAR (photosynthetically active radiation) was measured with Saltantics sensor. For the inorganic nutrient analyses, a water sample was collected at each campaign in CHER and in autumn at BERN. Each sample was filtered using cellulose acetate filter (ClearLine, CA, 33mm, $0.45\ \mu\text{m}$) in 50 mL falcon tube and frozen (-20°C). Analysis were conducted using a Seal Analytical AA-3 system [15]. The limits of quantifications were $0.02\ \mu\text{mol.L}^{-1}$ for PO_4^{3-} and $0.05\ \mu\text{mol.L}^{-1}$ for NO_3^- , NO_2^- and $\text{Si}(\text{OH})_4$. NH_4^+ were analysed by fluorometric measurements according to the protocol of Oriol et al. (2014). N_{tot} was calculated as follow: $\text{N}_{\text{tot}} = \text{NO}_3^- + \text{NO}_2^- + \text{NH}_4^+$.

2.3. Data treatment and analysis

Data analysis was performed with R i386 3.5.1 [17]. The non-parametric Kruskal-Wallis test was used to find differences in benthic macrofauna between sites and seasons in terms of species richness, abundance, biomass, Pielou's evenness index J' and Shannon-Wiener diversity index H' .

3. Results

3.1. Biotic indices and structure assemblages

A total of 40 macrofauna taxa was recorded, 35 in BERN and 37 in CHER, considering all the campaigns. Results showed that Shannon-Wiener diversity index and Pielou evenness index were significantly higher in CHER than at BERN at every season. These results indicate that CHER site hosted more diversified communities than BERN, (H') even if CHER seemed more dominated by one species in comparison with BERN (J'). Contrarily, the total biomass was significantly higher in BERN than CHER for all surveys. No significant differences were measured for taxonomic richness and abundance between the two sites and the different campaigns (Tables 1 and 2). In BERN during the winter, the most abundant taxa (> 30 individuals per m^2) were Amphipoda (86 per m^2), Aphroditidae (30 per m^2), *Pilumnus hirtellus* (178 per m^2) and *Pisidia longicornis* (90 per m^2). Spring was dominated by Amphipoda (230 per m^2), Aphroditidae (268 per m^2), Caprellidae (97 per m^2), Isopoda (70 per m^2), Nemertea (46 per m^2), Ophiuridae (190 per m^2), *Pilumnus hirtellus* (148 per m^2), *Pisidia longicornis* (84 per m^2), *Porcellana platycheles* (52 per m^2), Sabellidae (79 per m^2), Serpulidae (77 per m^2), Syllidae (44 per m^2) and Tanaidacea (91 per m^2). Autumn season was dominated by Amphipoda (239 per m^2),

Aphroditidae (102 per m²), Bivalvia (140 per m²), Caprellidae (35 per m²), Isopoda (373 per m²), Lysianassidae (33 per m²), Ophiuridae (129 per m²), *Pilumnus hirtellus* (270 per m²), *Pisidia longicornis* (340 per m²), *Porcellana platycheles* (40 per m²), Sabellidae (83 per m²), Serpulidae (58 per m²), Tanaidacea (88 per m²). In CHER, winter was dominated by Bivalvia (30 per m²), Isopoda (47 per m²), Ophiuridae (53 per m²), summer by Amphipoda (42 per m²), Cirratulidae (24 per m²), Dynamenae (55 per m²), Isopoda (38 per m²), Nereidae (43 per m²), *Pisidia longicornis* (70 per m²). Autumn was dominated by Amphipoda (184 per m²), Aphroditidae (40 per m²), Ascidiacea (35 per m²), Balanomorpha (112 per m²), Bivalvia (121 per m²), Capitellidae (69 per m²), Cirratulidae (67 per m²), Dynamenae (48 per m²), Ectoprocta (96 per m²), Eunicidae (219 per m²), Gastropoda (39 per m²), Isopoda (124 per m²), Lysianassidae (49 per m²), Ophiuridae (56 per m²), Phyllodocidae (30 per m²), *Pilumnus hirtellus* (59 per m²), *Pisidia longicornis* (48 per m²), Porifera (35 per m²), Sabellidae (32 per m²) and Serpulidae (35 per m²). Finally, winter was dominated by Ascidiacea (50 per m²), Eunicidae (43 per m²), Ophiura (64 per m²) and Sabellaria (31 per m²).

Table 1. Main characteristics of macrofauna with different univariate indices for both sites and all seasons. H': Shannon-Wiener diversity index; TR: Taxonomic Richness; J': Pielou's evenness index; A: Abundance (number of individuals.m⁻² and B: biomass (g AFDW.m⁻²). Significant differences (p-value < 0.05) are indicated by letter (a, b).

	Cherbourg (CHER)				Bay of Seine (BERN)			
		Winter	Spring	Summer	Autumn	Winter	Spring	Autumn
Macrofauna	H'	3.95 ^a	4.17 ^a	4.24 ^a	4.45 ^a	3.10 ^b	3.77 ^b	3.69 ^b
	TR	26	27	31	33	28	30	29
	J'	0.84 ^a	0.88 ^a	0.86 ^a	0.88 ^a	0.65 ^b	0.77 ^b	0.76 ^b
	A	400	374	490	1071	524	1563	2078
	B	1.49 ^a	1.06 ^a	1.62 ^a	2.39 ^a	3.75 ^b	4.6 ^b	2.5 ^b

Table 2. Results of the non-parametric Kruskal-Wallis test on five parameters between the two sites. H': Shannon-Wiener diversity index; TR: Taxonomic Richness; J': Pielou's evenness index; A: Abundance; B: biomass (g AFDW.m⁻²); Df: Degrees of Freedom; F: F-ratio score; BERN: Bay of Seine; CHER: Bay of Cherbourg.

	Df	p-value	Interpretation
H'	1	0.03389	BERN≠CHER
TR	1	1	BERN=CHER
J'	1	0.03389	BERN≠CHER
A	1	0.0771	BERN=CHER
B	1	0.03389	BERN≠CHER

The 40 taxa were assigned to six trophic groups. Abundance and biomass of these trophic groups on both sites and during the entire survey are represented in the figure 1. In BERN, the total abundance was higher in autumn than in the rest of the year (Figure 2A). In winter, filter feeders and predators were the most abundant trophic groups (143 and 193 individuals per m²). In spring, the most abundant group was scavengers – omnivorous benthic invertebrates (590 individuals per m²) followed by filter feeders one (296 individuals per m²). Finally, in autumn the most abundant group was the filter feeders (523 individuals per m²) immediately followed by the surface deposit feeders (507 individuals per m²). As for BERN, the total abundance of benthic invertebrates was higher in autumn for CHER (Figure 2B). The variations in term of abundance from winter to summer were non-significant in CHER. However, the abundance of filter feeders, predators and sub-surface deposit feeders reached respectively 358, 397 and 564 individuals per m² in autumn. Some significant differences could be noted between the two

sites, especially for spring were the abundances of some trophic groups like scavengers – omnivorous or filter feeders were three to six times higher in BERN. In term of biomass in BERN (Figure 2C), filter feeders were the main contributors with 56% of the total AFDW biomass in winter, 84% in spring and 76% in autumn. Predators represent 38% of the total AFDW biomass in winter, 10% in spring and 5% in autumn. Some trophic groups like scavengers – omnivorous or surface deposit feeders represent a very small part of the total AFDW biomass in comparison with their large abundances. In CHER, the main contributors were filter feeders with 27% of the total AFDW biomass in winter, 48% in spring, 56% in summer and 29% in autumn. Predators represent also a large part of the total biomass with 63% in winter, 41% in spring, 38% in summer and 17% in autumn. Moreover, sub-surface deposit feeders represented the higher percentage of total biomass in Autumn (39%) against 6% in the Bay of Seine at the same period.

A total of 18 different macroalgae species was recorded, 9 in BERN and 15 in CHER considering all campaigns. *Cryptopleura ramosa*, *Dictyota dichotoma*, *Heterosiphonia plumosa*, *Hypoglossum hypoglossoides*, *Kallymenia reniformis*, *Plocamium cartilagineum*, *Sphaerococcus coronopifolius*, *Sphondylothamnion multifidum* and *Ulva* sp. were recorded in The Bay of Seine. *Ahnfeltiopsis devoniensis*, *Bornetia secundiflora*, *Calliblepharis jubata*, *Cladophora pellucida*, *Cryptopleura ramosa*, *Halurus flosculosus*, *Hypoglossum hypoglossoides*, *Kallymenia reniformis*, *Laminaria digitata*, *Plocamium cartilagineum*, *Sargassum muticum*, *Sphaerococcus coronopifolius*, *Sphondylothamnion multifidum*, *Vertebrata byssoides* and *Vertebrata fruticulosa* were recorded in CHER. The table 3 summarise the AFDW biomass (gC.m^{-2}) for each macroalgae class in CHER and BERN. The total biomass was higher in CHER than in BERN at each season. Macroalgae community in CHER was dominated by Rhodophyceae (between 1.253 and 1.464 gC.m^{-2}) and some Ulvophyceae and Phaeophyceae were recorded in autumn (respectively 0.292 and 0.162 gC.m^{-2}). In CHER, macroalgae community was also dominated by Rhodophyceae but in higher quantities (between 14.617 gC.m^{-2} in winter and 64.743 gC.m^{-2} in summer). Moreover, Phaeophyceae were recorded at each campaign and some Ulvophyceae in early winter (0.011 gC.m^{-2}).

3.2. Primary production

The figure 3 shows the incubations results. The GPP and NPP were calculated at saturation light and the respiration was obtained from dark condition at the beginning of each incubation. The saturation light obtained for the BERN AR incubation was 933 $\mu\text{mol photons m}^{-2} \text{s}^{-1}$ and 714 $\mu\text{mol photons m}^{-2} \text{s}^{-1}$ for CHER. NPP incubation results were strongly different between both sites. In BERN, between spring and autumn, the total respiration was negative with -2,788 +/- 972 $\mu\text{mol O}_2.\text{m}^{-2}.\text{h}^{-1}$ and -1,706 +/- 1,168 $\mu\text{mol O}_2.\text{m}^{-2}.\text{h}^{-1}$ respectively. The consequence of this strong oxygen consumption in BERN was a negative GPP for all seasons. Indeed, the GPP decreased between winter and autumn from 3,512 +/- 7,205 $\mu\text{mol O}_2.\text{m}^{-2}.\text{h}^{-1}$ to 1,165 +/- 1,659 $\mu\text{mol O}_2.\text{m}^{-2}.\text{h}^{-1}$. There was no production measured during spring season for any of the six incubated AR. In CHER, the NPP was always positive. It showed a decrease between winter and spring from 12,907 +/- 5,958 $\mu\text{mol O}_2.\text{m}^{-2}.\text{h}^{-1}$ to 695 +/- 2,965 $\mu\text{mol O}_2.\text{m}^{-2}.\text{h}^{-1}$ before reached 16,344 +/- 7,632 $\mu\text{mol O}_2.\text{m}^{-2}.\text{h}^{-1}$ in summer and 13,875 +/- 4,555 $\mu\text{mol O}_2.\text{m}^{-2}.\text{h}^{-1}$ in Autumn. The total respiration was almost null between winter and spring (-1,484 +/- 371 $\mu\text{mol O}_2.\text{m}^{-2}.\text{h}^{-1}$ and 283 +/- 93 $\mu\text{mol O}_2.\text{m}^{-2}.\text{h}^{-1}$ respectively) and reached -3,174 +/- 769 $\mu\text{mol O}_2.\text{m}^{-2}.\text{h}^{-1}$ and -2,336 +/- 615 $\mu\text{mol O}_2.\text{m}^{-2}.\text{h}^{-1}$ in summer and autumn. Contrarily to BERN, the GPP in CHER was always positive. Between winter and spring, it decreased from 14,391 +/- 6,256 $\mu\text{mol O}_2.\text{m}^{-2}.\text{h}^{-1}$ to 978 +/- 2,918 $\mu\text{mol O}_2.\text{m}^{-2}.\text{h}^{-1}$. It increased until 19,518 +/- 7,748 $\mu\text{mol O}_2.\text{m}^{-2}.\text{h}^{-1}$ in summer and stay stable at 16,212 +/- 4,735 $\mu\text{mol O}_2.\text{m}^{-2}.\text{h}^{-1}$ in autumn.

Table 3. AFDW biomass in g C.m⁻² for each identified macroalgae class (Ulvophyceae, Phaeophyceae and Rhodophyceae) in the Bay of Seine (BERN) and the Bay of Cherbourg (CHER) for each campaign.

Site	Season	AFDW biomass (gC.m ⁻²)		
		Ulvophyceae	Phaeophyceae	Rhodophyceae
BERN	Winter	0	0	1.464
	Spring	0	0	1.418
	Autumn	0.292	0.162	1.253
CHER	Winter (February)	0	1.069	14.617
	Spring	0	0.283	25.360
	Summer	0	4.223	64.743
	Autumn	0	0.493	36.575
	Winter (November)	0.011	0.478	41.130

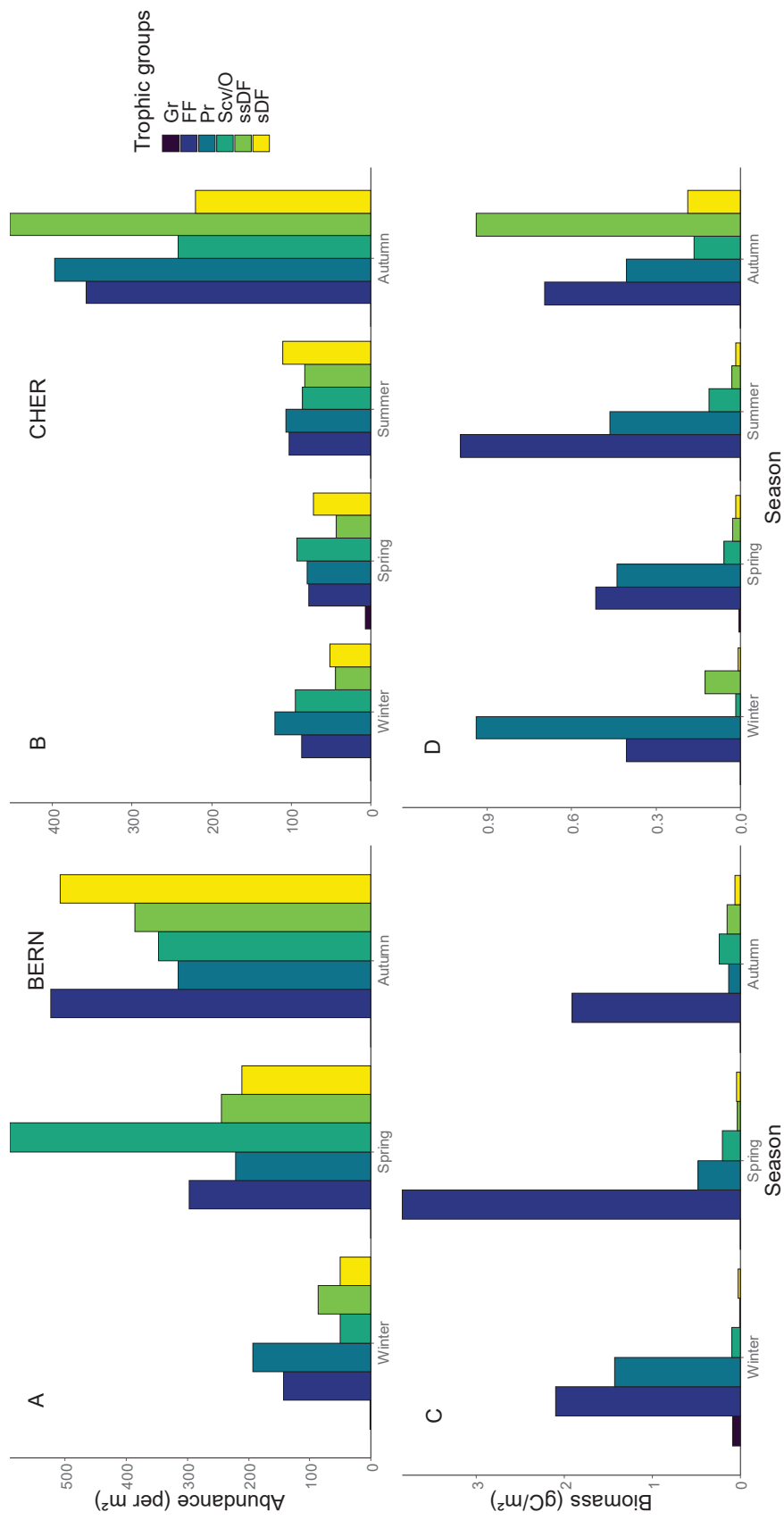


Figure 2. Abundance (A, B) and percentage of total AFDW biomass per season (C, D) of trophic groups in the Bay of Seine (A, C) and the Bay of Cherbourg (B, D) for every season. Trophic groups: grazers (Gr), filter feeders (FF), predators (Pr), scavengers – omnivorous (Scv/O), sub-surface deposit feeder (ssDF) and surface deposit feeder (sDF).

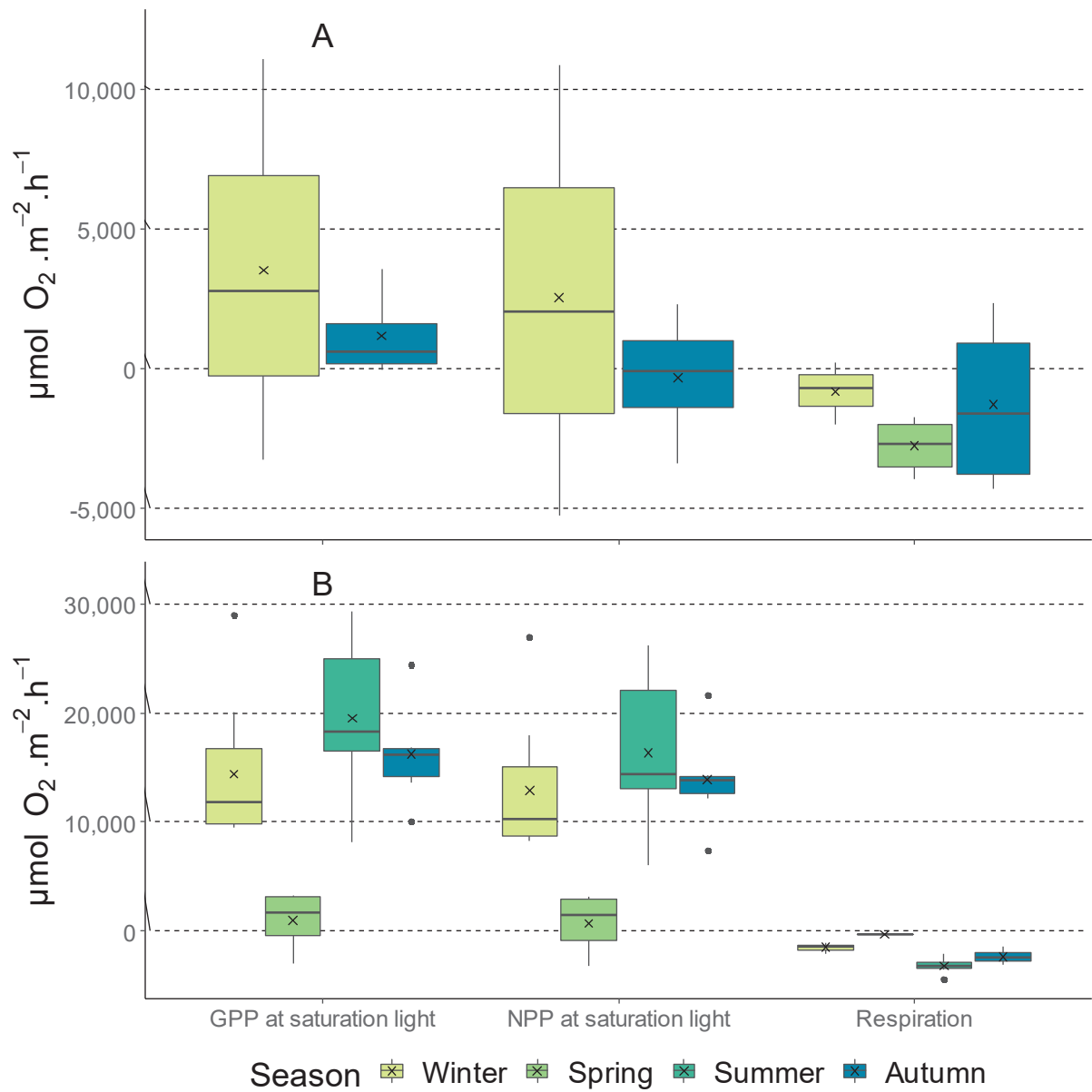


Figure 3. Gross primary production (GPP), respiration and net primary production (NPP) incubation results in $\mu\text{mol O}_2 \cdot \text{m}^{-2} \cdot \text{h}^{-1}$ per cinder block at saturation light and at each season in BERN (A) and CHER (B).

The table 4 showed the monitored environmental parameters during the survey.

Table 4. Environmental parameters at each site during the survey.

	BERN			CHER			
	Winter	Spring	Autumn	Winter	Spring	Summer	Autumn
Temperature (°C)	10	14	20		14	16	17
Salinity	33.36	33.26	33.39	33.40	34.30	34.60	34.56
PAR ($\mu\text{mol photons m}^{-2} \text{s}^{-1}$)	8	134	43				
pH	7.97	7.99	7.88				
Turbidity (NTU)		5.00	88.40			0.70	0.60
Dissolved oxygen (mg/L)	6.23	6.45	5.24				
MES (mg/L)	13.80	4.43	1.57				
Chlorophyll <i>a</i> ($\mu\text{g/L}$)	0.66	4.36	1.05		1.33	1.54	0.87
NO _{TOT} ($\mu\text{mol/L}$)	24.88	9.00	2.16	11.81	2.20	0.17	3.31
PO ₄ ³⁻ ($\mu\text{mol/L}$)	0.81	0.75	0.12	0.53	0.03	0.03	0.30
SiOH ₄ ($\mu\text{mol/L}$)	15.64	1.09	6.11	5.30	1.52	1.41	3.39
NH ₄ ⁺ ($\mu\text{mol/L}$)	1.36	0.94	0.80				

4. Discussion

Firstly, experimental sites showed high environmental differences such as hydrodynamism, tide amplitude, currents velocity or water turbidity. Indeed, CHER is a much more protected area than BERN due to the long dike. One of the consequences of this manmade structure is that the hydrodynamism and the tide influence on local currents is completely different and reduced in comparison with the open bay of Seine. Secondly, the water parameters were also very different between both sites. BERN is located in the bay of Seine under rivers influence where abiotic parameters showed important variations. The water turbidity is much higher in BERN than in CHER, inorganic nutrients concentration is also strongly higher in BERN than in CHER. Considering these disparities, the comparison of several biotic variables on identic AR immersed in both sites since 2015, it is interesting to study the benthic communities' assemblages and successions. Several structural factors such as depth, orientation, age and surface complexity may influence the structure and the diversity of benthic communities [1,11,18,19]. In order to eliminate some of these factors like orientation, the sampling was carried out on each artificial reef cluster in both sites.

The benthic fauna recorded in CHER showed a more diverse community than in BERN (H'). The total biomass was significantly higher in BERN than in the CHER. In order to have a functional approach, benthic fauna was assigned to several trophic groups. For both sites, the maximal of abundance was reached in autumn as illustrated by the figure 2. In term of biomass, they were high differences between sites and seasons. Indeed, in BERN, the total biomass per season was always dominated by filters feeders and, in smaller proportions, predators in winter. In CHER, the benthic fauna was also dominated by filters feeders and predators in spring and summer. The benthic community was dominated by sub-surface deposit feeders in autumn (followed by filters feeders and predators) and by predators in winter. These results indicated that the trophic webs in both sites were very different with a more complex system with distinct seasonal successions in CHER. Moreover, at the same season, the dominant trophic groups were different between both sites. For example, in autumn, the benthic fauna community in BERN was completely dominated by filters feeders and in CHER, a more diversified structure was assessed with sub-surface deposit feeders, filters feeders and predators. These ecosystems were

considered as stable because of the long immersion time of the AR (from 2015). The only two different ways to avoid over-competition between marine organisms is the food source separation and habitat specialisation. Considering that the immersed structures were the same, the recorded differences of fauna trophic structure between sites may be induced by abiotic factors (hydrodynamism, salinity, temperature...) and surrounding communities present before the artificial reef immersion. Water temperature is known to influence the metabolism of a large part of marine organisms and may explained the lower abundance for every trophic groups recorded on both sites in winter [20–22]. These results tend to confirm the efficiency of such structures to create novel habitats and restore hard substrate communities. Indeed, our results showed high similarities with natural reef investigations in this region indicating that AR immersion reproduced natural reef ecosystem [23].

The investigation of relations between benthic fauna and macroalgae in AR systems have been poorly investigated [24]. The results obtained on macroalgae communities showed a significant higher diversity in CHER than in BERN (15 against 8 species in total). In BERN, the diversity and total biomass were higher in autumn in comparison with the rest of the year. Ulvophyceae and Phaeophyceae species were recorded only in autumn on this site. In CHER, total biomass and diversity were higher in summer, Ulvophyceae species were recorded only in winter. Moreover, *Sargassum muticum*, an invasive species, was recorded almost all the year in CHER and never in BERN. These results indicated that CHER AR supports a more diversified primary producers' community as for the benthic fauna. The structural differences between macroalgae communities on both sites may be explained by abiotic factors like turbidity, available PAR or inorganic nutrient availability. As for benthic fauna communities, macroalgae may be influenced by the structure, material and surface heterogeneity of the AR which cannot be the case here because of the AR homogeneity between sites [25,26]. However, even if the inorganic nutrient concentration especially N_{tot} were higher BERN than in CHER, the higher biomass and diversity were recorded in CHER. These results may be explained in part by the elevated water turbidity in the BERN and by the strong tidal currents in comparison with CHER [27,28]. Macroalgae communities were strongly dominated by *Cryptopleura ramosa* for BERN AR and by *Kallymenia reniformis* and *Sphaerococcus coronopifolius* for CHER. Several species recorded during the monitoring, such as *Calliblepharis jubata*, *Heterosiphonia plumosa* or *Sacchoriza polyschides* in CHER correspond to protected area indicative species of Atlantic reef ecosystems. However, the dominant ones correspond to exposed area indicative species of Atlantic reef ecosystem (i. e. *Kallymenia reniformis*) [23]. The large majority of these species corresponds to hard substrates habitat species; however, CHER is an area dominated by sandy seabed and a strong proportion of the macroalgae recorded in this study were not considered before as determinant species for this area. These original results for this area needed to be considered for future environmental assessment in CHER and dominant species recorded in this study may be considered as determinant ones. Generally, these results tend to confirm the good efficiency of these structure to restore or create novel habitats because recorded macroalgae communities corresponds to those observed in near rocky areas [29]. Non-indigenous species establishment in AR associated ecosystem have been largely studied and the immersion of such structures may promote their colonization [30,31]. *Sargassum muticum* is originated from Asia and already well implanted in the English Channel [32,33]. Its presence all the year at CHER and its absence in BERN was surprising and difficulted to explain because of its abundance along the English Channel coast.

The primary production results obtained by incubations (at saturation light) showed significant differences between sites and seasons. Not surprisingly because of the higher macroalgae biomass, AR in CHER were the most productive ones. In CHER, the higher production was recorded during the summer. This result corresponds to the season with higher macroalgae biomass and diversity on this site. The GPP reached $19,518 \pm 7,748 \mu\text{mol O}_2 \cdot \text{m}^{-2} \cdot \text{h}^{-1}$ in summer in CHER, in comparison the maximal GPP in BERN was reached in autumn and was negative. The maximal respiration was recorded in summer in CHER and also correspond to the most productive season on this site. The autumn in CHER showed also a high GPP and high oxygen consumption. However, a relatively low macroalgae diversity

was recorded in autumn on this site (3 different species). The higher respiration results recorded in summer and autumn for CHER corresponded to the seasons with the higher diversity index (H') and total benthic fauna biomass. These results showed that the associated AR ecosystem in CHER was more productive than BERN for each season. The relatively poor macroalgae biomass in the BERN was not sufficient to compensate the consumed oxygen, especially during the winter season where the NPP and respiration were strongly negative. The lower saturation light for CHER incubations ($714 \mu\text{mol photons m}^{-2} \text{s}^{-1}$) in comparison with BERN ($933 \mu\text{mol photons m}^{-2} \text{s}^{-1}$) indicated that CHER communities were more able to realise the photosynthesis at lower PAR. These results may be induced by the important Rhodophyceae community in CHER, indeed, these macroalgae are known for high photosynthetic efficiency at low light levels and may contribute to the high oxygen production measured for this site [34,35]. These results suggested a better photoacclimatation of CHER primary producers' communities and the needed of higher PAR quantity for BERN. In the same sea, at the same depth, in the same area, but in different water masses, two types of AR functioning were highlighted: One is a "primary producer reef" rich in macroalgae, CHER, and the second is a "primary consumer reef" where production is based on phytoplankton resources, BERN.

5. Conclusion

This study provided innovative results on the biodiversity and the trophic structure associated to AR immersed since several year in two different ecosystems of the English Channel. Our results showed important and diverse benthic fauna communities for both AR sites. The Bay of Cherbourg showed higher diversity and biomass of primary producers, dominated by Rhodophyceae macroalgae. However, the BERN AR showed a more diversified and abundant benthic fauna community than CHER. Primary production results showed significant differences between site; indeed, AR in CHER were more productive than BERN possibly because of the Rhodophyceae abundance on this site. In comparable conditions, two different ecological functioning were highlighted for identical AR structures, indeed, a strong "primary producer AR" were described in CHER and a "primary consumer AR" BERN. More generally, our results showed the great efficiency of such structures to create or restore habitats and promote biomass and diversity of associated living communities.

References

- [1] Baine M 2001 Artificial reefs: a review of their design, application, management and performance *Ocean & Coastal Management* **44** 241–59
- [2] Santos L N, García-Berthou E, Agostinho A A and Latini J D 2011 Fish colonization of artificial reefs in a large Neotropical reservoir: material type and successional changes *Ecological Applications* **21** 251–62
- [3] Lowry M B, Glasby T M, Boys C A, Folpp H, Suthers I and Gregson M 2014 Response of fish communities to the deployment of estuarine artificial reefs for fisheries enhancement *Fisheries Management and Ecology* **21** 42–56
- [4] Bodilis P, Seytre C, Charbonnel E and Francour P 2011 Monitoring of the Artificial Reef Fish Assemblages of Golfe Juan Marine Protected Area (France, North-Western Mediterranean) *Braz. J. Oceanogr.* **59** 167–76
- [5] Hixon M and Beets J 1989 Shelter Characteristics and Caribbean Fish Assemblages - Experiments with Artificial Reefs *Bull. Mar. Sci.* **44** 666–80
- [6] Piazza B P, Banks P D and La Peyre M K 2005 The Potential for Created Oyster Shell Reefs as a Sustainable Shoreline Protection Strategy in Louisiana *Restoration Ecology* **13** 499–506
- [7] Perkol-Finkel S, Hadary T, Rella A, Shirazi R and Sella I 2018 Seascape architecture – incorporating ecological considerations in design of coastal and marine infrastructure *Ecological Engineering* **120** 645–54
- [8] Sherman R 2002 Artificial reef design: void space, complexity, and attractants *ICES Journal of Marine Science* **59** S196–200

- [9] Bortone S A 2006 A Perspective of Artificial Reef Research: The Past, Present, and Future *Bulletin of Marine Science* **78** 9
- [10] Perkol-Finkel S, Zilman G, Sella I, Miloh T and Benayahu Y 2008 Floating and fixed artificial habitats: Spatial and temporal patterns of benthic communities in a coral reef environment *Estuarine, Coastal and Shelf Science* **77** 491–500
- [11] Vivier B, Dauvin J-C, Navon M, Rusig A-M, Mussio I, Orvain F, Boutouil M and Claquin P 2021 Marine artificial reefs, a meta-analysis of their design, objectives and effectiveness *Global Ecology and Conservation* e01538
- [12] Pihl L, Magnusson G, Isaksson I and Wallentinus I 1996 Distribution and growth dynamics of ephemeral macroalgae in shallow bays on the Swedish west coast *Journal of Sea Research* **35** 169–80
- [13] Surif M B and Raven J A 1990 Photosynthetic gas exchange under emersed conditions in eulittoral and normally submersed members of the Fucales and the Laminariales: interpretation in relation to C isotope ratio and N and water use efficiency *Oecologia* **82** 68–80
- [14] Brey T 1999 A collection of empirical relations for use in ecological modelling *Naga the ICLARM quarterly* **22** 24–8
- [15] Aminot A and K erouel R 2007 *Dosage automatique des nutriments dans les eaux marines: m ethodes en flux continu* (Editions Quae)
- [16] Oriol L, Garcia N and Cariou T 2014 Dosage de l'azote ammoniacal en milieu marin par fluorim etrie, Proc edure : Protocole National. *SOMLIT* 1–14
- [17] R Development Core Team 2008 *R: A Language and Environment for Statistical Computing* (Vienna, Austria: R Foundation for Statistical Computing)
- [18] Bellou N, Papatthanassiou E, Dobretsov S, Lykousis V and Colijn F 2012 The effect of substratum type, orientation and depth on the development of bacterial deep-sea biofilm communities grown on artificial substrata deployed in the Eastern Mediterranean *Biofouling* **28** 199–213
- [19] Jaxion-Harm J and Szedlmayer S T 2015 Depth and Artificial Reef Type Effects on Size and Distribution of Red Snapper in the Northern Gulf of Mexico *North American Journal of Fisheries Management* **35** 86–96
- [20] Fraser K P P and Rogers A D 2007 Protein metabolism in marine animals: The underlying mechanism of growth *Advances in Marine Biology, Vol 52* vol 52, ed D W Sims (San Diego: Elsevier Academic Press Inc) pp 267–362
- [21] Hall A E, Herbert R J H and Stafford R 2021 Temporal and spatial variation in adult and juvenile mobile fauna associated with natural and artificial coastal habitats *Mar Biol* **168** 19
- [22] Huey R B and Kingsolver J G 2011 Variation in universal temperature dependence of biological rates *Proc. Natl. Acad. Sci. U. S. A.* **108** 10377–8
- [23] Anon 2004 *Connaissance et gestion des habitats et des esp ces d'int er t communautaire, tome 2: habitats c otiers*
- [24] Yang X, Lv H, Li W, Guo M and Zhang X 2018 Effect of water motion and microhabitat preferences on spatio-temporal variation of epiphytic communities: a case study in an artificial rocky reef system, Laoshan Bay, China *Environmental Science and Pollution Research* **25** 12896–908
- [25] Christie H, J rgensen N M and Norderhaug K M 2007 Bushy or smooth, high or low; importance of habitat architecture and vertical position for distribution of fauna on kelp *Journal of Sea Research* **58** 198–208
- [26] Wahl M 2009 *Marine hard bottom communities: patterns, dynamics, diversity, and change* (Berlin: Springer)
- [27] Baux N, Murat A, Faivre Q, Lesourd S, Poizot E, Mear Y, Brasselet S and Dauvin J-C 2019 Sediment dynamic equilibrium, a key for assessing a coastal anthropogenic disturbance using geochemical tracers: Application to the eastern part of the Bay of Seine *Cont. Shelf Res.* **175** 87–98

- [28] Cailleaud K, Forget-Leray J, Peuhiet L, LeMenach K, Souissi S and Budzinski H 2009 Tidal influence on the distribution of hydrophobic organic contaminants in the Seine Estuary and biomarker responses on the copepod *Eurytemora affinis* *Environ. Pollut.* **157** 64–71
- [29] Lemesle S 2015 *Bioindicateurs du milieu marin : utilisation des macroalgues comme outil d'évaluation de la qualité biologique des eaux marines : réponse à une problématique d'échouages d'algues* These de doctorat (Caen)
- [30] Glasby T M, Connell S D, Holloway M G and Hewitt C L 2007 Nonindigenous biota on artificial structures: could habitat creation facilitate biological invasions? *Marine Biology* **151** 887–95
- [31] Morris R L, Golding S, Dafforn K A and Coleman R A 2018 Can coir increase native biodiversity and reduce colonisation of non-indigenous species in eco-engineered rock pools? *Ecological Engineering* **120** 622–30
- [32] Kim H-G, Hawkins L E, Godbold J A, Oh C-W, Rho H S and Hawkins S J 2019 Comparison of nematode assemblages associated with *Sargassum muticum* in its native range in South Korea and as an invasive species in the English Channel *Mar. Ecol.-Prog. Ser.* **611** 95–110
- [33] Strong J A, Dring M J and Maggs C A 2006 Colonisation and modification of soft substratum habitats by the invasive macroalga *Sargassum muticum* *Mar. Ecol.-Prog. Ser.* **321** 87–97
- [34] Eggert A and Wiencke C 2000 Adaptation and acclimation of growth and photosynthesis of five Antarctic red algae to low temperatures *Polar Biol* **23** 609–18
- [35] Weykam G and Wiencke C 1996 Seasonal photosynthetic performance of the endemic antarctic red alga *Palmaria decipiens* (Reinsch) Ricker *Polar Biol* **16** 357–61