



23rd International Conference on Knowledge-Based and Intelligent Information & Engineering Systems

Abnormal Situations Interpretation in Industry 4.0 using Stream Reasoning

Franco Giustozzi^{a,*}, Julien Saunier^a, Cecilia Zanni-Merk^a

^aNormandie Université, INSA Rouen, LITIS, Rouen 76000, France

Abstract

With the coming era of Industry 4.0, more assets and machines in plants are equipped with sensors which collect big amount of data for effective on-line equipment condition monitoring. Monitoring equipment conditions can not only reduce unplanned downtime by early detection of relevant situations like anomalies but also avoid unnecessary routine maintenance. For the detection of these situations it is necessary to integrate distributed, heterogeneous data sources and data streams. In this context, semantic web technologies are increasingly considered as key technologies to improve data integration. However, they are mainly used for data that is assumed not to change very often in time. In order to tackle this issue, stream reasoning combines reasoning and stream processing methods. Such a combination enables the processing of dynamic and heterogeneous data continuously produced from a large number of sources and implementing real-time services.

This paper presents an approach that uses stream reasoning to identify in real time certain situations that lead to potential failures. Early detection enables to choose the most appropriate decision to avoid the interruption of manufacturing processes. In order to achieve this, data collected from sensors are enriched with contextual information. The use of stream reasoning allows the integration of data from different data sources, with different underlying meanings, different temporal resolutions as well as the processing of these data in real time.

© 2019 The Author(s). Published by Elsevier B.V.

This is an open access article under the CC BY-NC-ND license (<https://creativecommons.org/licenses/by-nc-nd/4.0/>)

Peer-review under responsibility of KES International.

Keywords: Industry 4.0; Stream Reasoning; Condition Monitoring; Ontology.

1. Introduction

In recent years, a new trend called Industry 4.0 has emerged. Also known as the fourth industrial revolution, its main objective is to improve the production and associated services through the digitalization and automation of manufacturing processes. Several fields and technologies, such as Cyber Physical Systems (CPS), Internet of Things

* Corresponding author.

E-mail address: franco.giustozzi@insa-rouen.fr

(IoT), etc., are fundamental to this vision in order to build intelligent machines, storage systems and production facilities capable of exchanging information autonomously and intelligently.

According to lean manufacturing metrics [12], as measured by Overall Equipment Effectiveness (OEE), world-class manufacturing factories are working at 85% of their theoretical capacity, while medium-sized ones are at around 60%. Some of the reasons for these deficiencies are detailed in [10]. The main ones are unnecessary maintenance tasks and the breakdown of several critical types of equipment (such as compressors, fans, pumps, motors, and generators, etc.). This leads to increased maintenance costs and production stoppages. Furthermore, in some cases it may lead to severe safety and environmental incidents. In order to tackle these issues, factories rely on condition monitoring. It is the task of monitoring all the equipment involved in a manufacturing process for early detection of anomalies.

In this context, a large number of machines and plant resources are equipped with sensors that collect data continuously and make them available for analysis. In this article, our focus is on the real time use of this data to detect situations that may lead to failures disrupting production processes. A situation is a combination of one or several sensor measurements linked through spatial, temporal and/or spatio-temporal relationships. The detection of these situations requires the interpretation of observations considering their context (other spatially or temporally related observations). In other words, it involves distributed and heterogeneous data sources. Therefore, data integration is a key point to consider. Semantic web technologies are increasingly used to improve the interoperability in heterogeneous scenarios. The Semantic Web is an extension of the current World Wide Web, where the semantics of information is encoded as a set of statements such as RDF statements [20]. The choice of RDF as a data model, in combination with ontological languages (e.g., OWL [15]), enables reasoning on data to infer new knowledge. However, current solutions for reasoning on RDF or OWL data are not appropriate for the dynamic nature of the streams in the industrial scenario where the manufacturing processes are executed over time and under different contexts. To bridge this gap, a number of recent works propose to unify reasoning and stream processing, giving rise to the research field of stream reasoning. Stream reasoning supports decision systems based on the continuous processing of data streams together with rich background knowledge [26].

This paper presents an approach that uses stream reasoning to identify certain situations that lead to potential failures in order to choose the most appropriate decision to avoid the interruption of manufacturing processes. The proposed approach enriches the data collected from sensors with contextual information to allow real-time situations detection.

The remainder of the paper is structured as follows: section 2 presents the related work. In section 3, the general approach is presented, from data acquisition to situation representation and detection. An illustrative case study is detailed in section 4. Finally in section 5 some conclusions and perspective of future work are presented.

2. Related Work

In this section, we review related work on the most commonly used approaches for condition monitoring and the application of stream reasoning over other domains that have similar requirements to the Industry 4.0 scenario.

There are different methods to diagnose single machine defects occurring during the machine operation: vibration monitoring, ultrasonic analysis, and many others [8, 21]. They monitor the behaviour of different properties of a machine. Most of them use data mining that allows the extraction of knowledge from large amounts of data. They are suitable and acceptably efficient when consuming data streams to detect abnormal patterns in the values of a machine's property (e.g. temperature, vibration, etc.). However, they have two drawbacks: (i) the need, in advance, for labeled data for model training; and (ii) the lack of explicit model to explain decisions. This makes it difficult to interpret the data and it also complicates the interoperability and re-usability of the models.

To deal with this issue, the Semantic Sensor Web (SSW) approach provides tools that allow the integration of data from multiple data sources [24]. It introduces semantic annotations for describing: (i) the data produced by the sensors, introducing spatial, temporal, or situation/context semantics; and (ii) the sensors and the sensor networks that provide such data. Furthermore, there are also works on defining suitable ontologies for data and sensors to enable both the integration of data from multiple sensor networks and external sources, and reasoning on such data. As an example, the W3C Semantic Sensor Network Incubator Group [9] developed an ontology to describe sensors and sensor networks, the Semantic Sensor Network Ontology (SSN). However, as mentioned in the introduction current

solutions to perform reasoning on ontologies are limited to work on rather static scenarios. They are not appropriate for the dynamic nature of the streams on the Industry 4.0 scenario.

Stream reasoning appeared as an initiative to tackle this problem. It has been applied in many fields, such as smart cities, to process and understand the information relevant for the life of a city and use it to make the city services run better and faster [27, 13], remote health monitoring, to generate automated and personalized systems for remote patient monitoring [25, 3], maritime safety and security, to represent and to perform reasoning over ship trajectories [22], semantic analysis of social media, to extend traditional analysis based on graphs enriching the connections between people and concepts with semantic annotations [14, 6], among others.

However, although the Industry 4.0 domain could be considered as a particular application field for the Semantic Sensor Web to the best of our knowledge stream reasoning approaches are so far unexplored in it. Sensor data in the manufacturing domain represents an ideal scenario for stream reasoning mainly for two reasons. Firstly, the amount of data collected from sensors is considerable, and it is produced at high (and low) frequencies. Secondly, integrating data coming from different sensors (and from different sensor networks) that measure different properties of the manufacturing processes and machines involved in them is necessary in many settings for deriving useful information such as the detection of abnormal behaviour of machines or processes.

Stream Reasoning engines. There are various existing approaches aiming to perform reasoning over data streams. Two of those are C-SPARQL and CQELS.

C-SPARQL (Continuous SPARQL) [2] proposes a query language to process RDF streams. It provides continuous query capabilities in SPARQL query language [23]. It supports timestamped RDF triples as input and uses periodic execution strategy to continuously execute queries over these RDF streams. It has the capability of integrating both RDF streams and static background knowledge represented as RDF triples. Given that streams are intrinsically infinite, data are usually read through time windows using the CQL window concept [1]. Queries are executed on all the triples which happen during a given time interval.

CQELS [18] is another system that combines static and streaming data in RDF format. Similar to C-SPARQL, it provides windowing and relational operators together with ad-hoc operators for generating new streams from the obtained results. CQELS queries deal with triples in element-based window (a given number of triples). The main difference with C-SPARQL is that CQELS offers a processing model in which query evaluation is not periodic, but triggered by the arrival of new triples. These different execution methods lead to the possibility of having different query results produced for the same query and input data.

These approaches do not perform complex reasoning tasks because (1) they do not manage incomplete information and (2) they only consider a snapshot of the stream. Therefore, classical reasoning approaches can be used as complements to stream reasoning.

As mentioned in the introduction, early detection of situations that may lead to failures in the Industry 4.0 scenario requires the integration of data from different data sources, with different underlying meanings, different temporal resolutions as well as the need to process these data in real time. Thus, we propose to use stream reasoning to face these issues but also considering the application of classical reasoning approaches to overcome the limitations of the stream reasoning method. In other words, our proposal uses a combination of these approaches to meet the requirements of Industry 4.0 for the detection of relevant situations.

3. System Overview

The idea driving the proposed approach is that certain situations that may lead to machine failures can be detected by interpreting observations in their contexts, *i.e.* if an observation has an abnormal value it may be because another parameter is having abnormal values too. For example, consider the case where the temperature of a machine and the temperature of one of its components are being monitored. It is known that an increase in the temperature of the machine may be due to an increase in the temperature of the component, or vice versa. This allows the exploitation or use of expert knowledge about relationships between the values of certain parameters from the machines, processes and their context for interpreting observations. Therefore, through the early detection of the aforementioned situations types, operators have enough time to adapt the maintenance schedule or take further measures to prevent unexpected downtime.

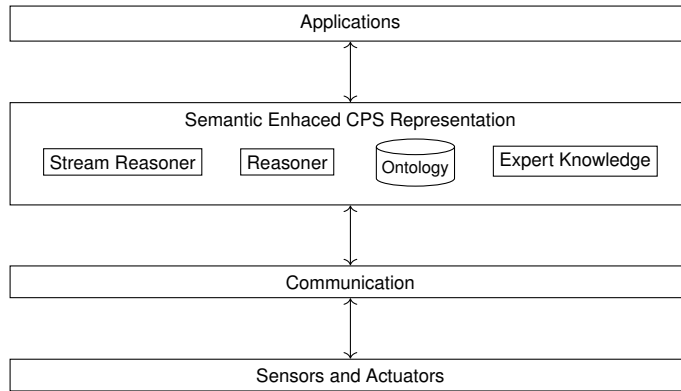


Fig. 1. General Framework Architecture.

3.1. General framework

In [28] the authors focus on the conceptual model, architecture and key elements needed for the support and enhancement of Industry 4.0 with knowledge based and intelligent systems. They emphasize that contextual knowledge, user experience and semantics involved in manufacturing and production processes should be taken into consideration if a company aims to improve equipment and production systems safety, availability, to reduce the number of unnecessary maintenance tasks and to optimize production costs.

In order to interpret raw sensor readings combined with contextual knowledge for the detection of certain situations that may lead to failures, our proposal relies on an adaptation of this framework. This adaptation is depicted in Figure 1 and is described below.

- The *Sensors and Actuators layer* contains the sensors and actuators that are deployed in the machines or the environment. A sensor is a device that detects and responds to some type of input from the physical environment. Some examples are pressure sensors, accelerometers for measuring vibration, acoustic sensors for detecting leaks, temperature detectors, etc.. The output is generally a signal that can be converted to human-readable format or transmitted electronically over a network for reading or further processing. An actuator is a component of a machine that is responsible for moving and controlling a mechanism or system, for example by opening a valve. It can be activated by electric voltage or current, pneumatic or hydraulic pressure, or even human power. When it is activated the actuator converts the signal's energy into mechanical movement.
- The *Communication layer* is in charge of pre-processing the data coming from the Sensors and Actuators layer through processes such as filling missing values, smoothing the noisy data, etc. Furthermore, the data can be normalized, aggregated and/or generalized as required. This layer is also able to divide and distribute information and must ensure security and anonymity where necessary.
- The *Semantic Enhanced CPS Representation layer* contains the reasoning process and modules that allow the semantic enrichment of the raw data coming from sensors. The Reasoner module makes use of First Order Logic (FOL) under the Open World Assumption (OWA). In this layer, we propose to add a module named Stream Reasoner to process data in real time. It executes continuous queries over the streams of data. The Reasoner and the Stream Reasoner are not only fed with data but also with rules provided by domain experts. The Expert Knowledge module is in charge of storing such rules. It also embraces data from other external sources like Business Information Systems (BIS) and Enterprise Resource Planning (ERP).
- The *Application layer* comprises different applications that exploit the semantic enriched information, for example a human to machine interaction module.

Our proposal is part of the Semantic Enhanced CPS Representation layer. It makes use of all its components to go from raw sensor readings combined with background knowledge to the detection of relevant situations to support decision making tasks at the Application layer.

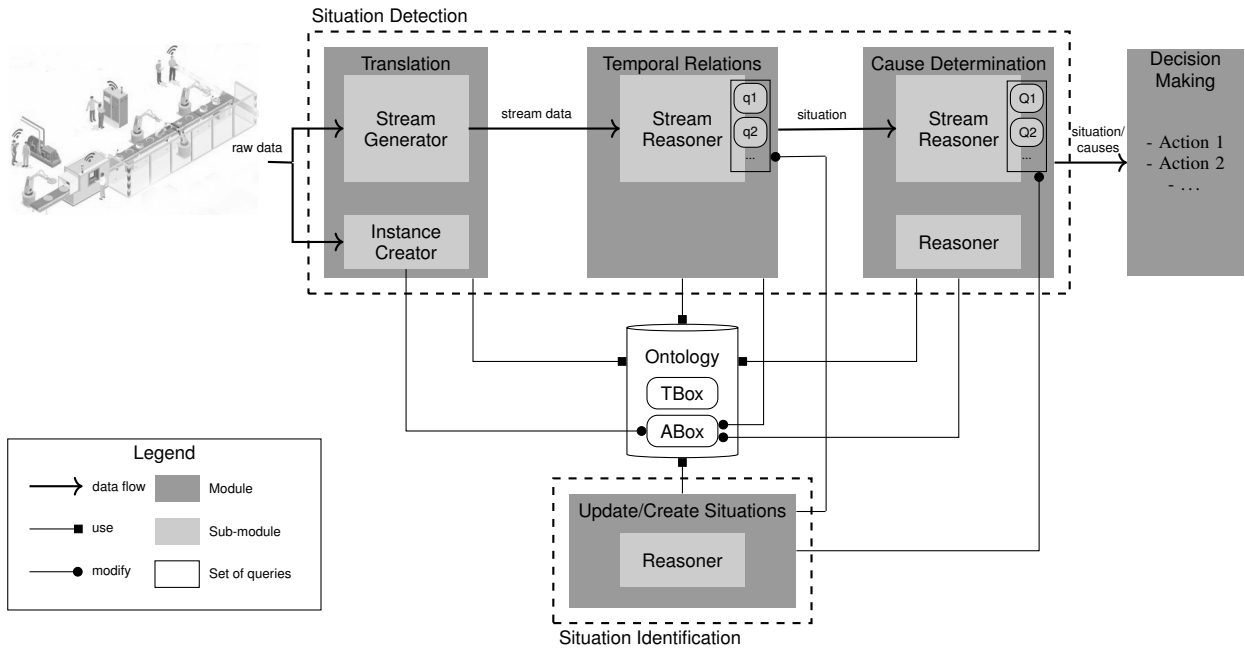


Fig. 2. Main components and work flow.

3.2. Relevant Situations Detection and Identification

The main components of our proposal are shown in Figure 2. The workflow starts from raw sensor readings to the detection of relevant situations to support decision making tasks. The modules to detect situations in real time are (1) Translation, (2) Temporal relations, (3) Cause determination, while the (4) Update/Create situations module manages classical reasoning. All these modules rely on a context ontology to semantically enrich the data representation and treatment.

3.2.1. Semantic representation: The Context Ontology

The Context ontology is an essential component in our approach. Firstly, it provides the formal representation of the manufacturing domain. It enables to represent a production line: the machines that compose it, the tasks they perform and the observations made by the sensors on certain properties of interest about the machines, processes, products and the environment. Secondly, it allows to represent the context in which an observation is measured. This is a key point to consider because that information is useful to interpret the observation not just as a single value allowing to determine the causes and what actions can be taken in a more informed way.

The ontology is an adaptation from a previous work [7] based on the definition of context given by [5]. This ontology-based context model for industry is built upon the following head concepts: resources, processes, sensors, time, location and situations. It reuses different ontologies in order to obtain a model that satisfies the Industry 4.0 requirements and facilitates context representation of the resources and processes.

The main concepts of the ontology and their relationships are presented in Figure 3. Among the reused ontologies it is worth mentioning the use of the Time Ontology [4] (used as a temporal model to guarantee a consistent representation of temporal content and properties), the GeoSPARQL Ontology [17] (for representing the abstraction of physical spatial places and relations among them), the SSN Ontology [9] (for annotating heterogeneous sensor data with formalized semantics), the ontologies to describe the resources of a factory and the manufacturing processes, and the ontology to represent the relevant situations. For condition monitoring, a crucial concept is the concept of situation. A situation defines an abstract state of affairs that represents a particular scenario of interest and involves observations, resources and processes. In other words, a situation is a combination of one or several sensor measurements linked through spatial, temporal and/or spatio-temporal relationships.

The data models and ontology languages used in this approach are RDF [20], RDFS [19] and OWL [15] [11]. These languages are used to infer implicit knowledge through inference process. This is also known as reasoning and can be

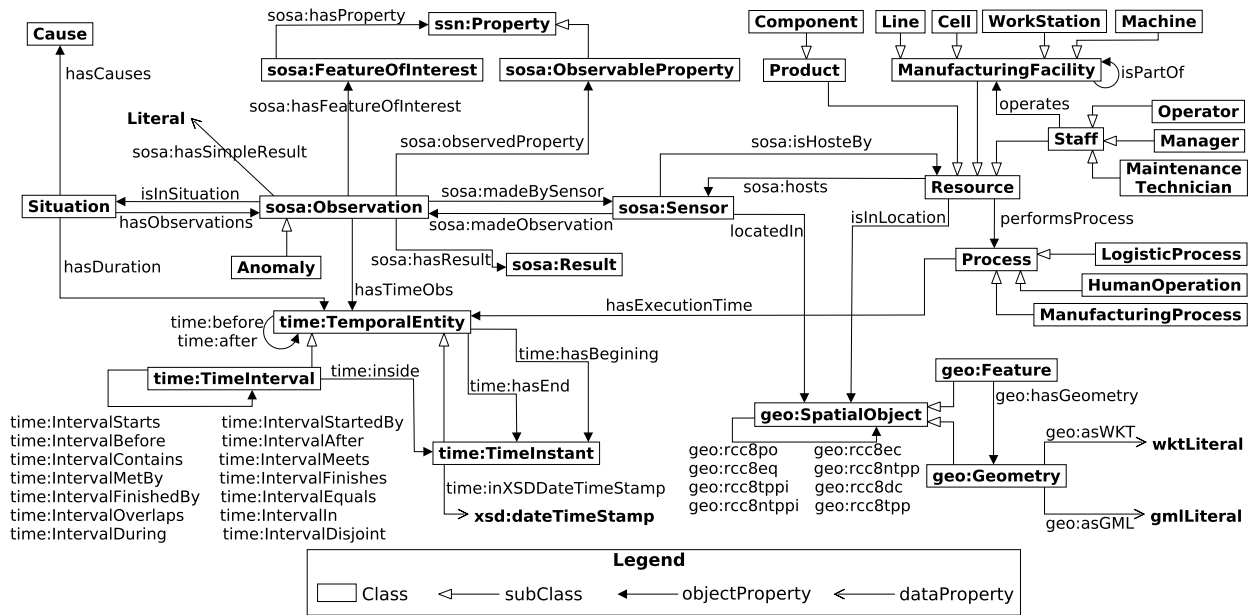


Fig. 3. The Context Ontology (adapted from [7])

performed for several purposes. For example, it can be used to execute automatic consistency check when integrating multiple sources of knowledge, or to classify new information, or enrich query answers with new knowledge.

3.2.2. RDF Stream Reasoning for Situation Detection

The three modules of processing involved in our approach for situation and cause detection are *Translation*, *Temporal Relations*, and *Cause Determination*. The *Decision Making* module is not part of the task of detecting situations, but it exploits this information to support decision making tasks.

Translation. This module is mainly responsible for acquiring data from sensors and (i) converting it to RDF streams, and (ii) inserting it as instances into the ontology. Both tasks are performed by the *Stream Generator* and the *Instance creator* sub-modules respectively.

The *Stream Generator* component performs semantic annotation of the acquired data, using the concepts and relations among them as defined in the ontology. This allows the module to stream out semantic annotated data streams that are then consumed by the *Stream Reasoner*. The output streams are RDF streams. An RDF stream is defined as an ordered sequence of pairs, where each pair is constituted by an RDF triple and its timestamp t : $\langle \langle \text{Subject}, \text{Predicate}, \text{Object} \rangle, t \rangle$. An RDF triple is defined as $\langle \text{Subject}, \text{Predicate}, \text{Object} \rangle \in (I \cup B) \times I \times (I \cup B \cup L)$ where I is a set of IRIs (Internationalized Resource Identifiers), B is a set of blank nodes and L is a set of literals.

The *Instance creator* component creates instances from the received data and inserts them in the ontology, *i.e.* it is in charge of populating the ontology with observations and their corresponding metadata, such as the sensors which made the observation, the observed property, the time, etc.

Temporal Relations. Once the data from the distributed and heterogeneous data sources is available in a homogeneous, contextualized and ordered representation, the streams can be explored to generate new information. A set of queries, which combine background knowledge extracted from the ontology and some parts of the streams that are relevant, are registered and executed by the *Stream Reasoner* over the data streams. These queries represent particular situations to be identified and they include mainly temporal dependencies between observations and/or anomalies. The *Stream Reasoner* represents queries as query graphs, with query evaluation performed through graph pattern matching over graphs formed by the incoming data streams. It offers two types of processing models: either the query evaluation is periodic through windows of time, or the query evaluation is not periodic but triggered by the arrival of new triples.

For this component, C-SPARQL was chosen over CQELS because although both have similar characteristics C-SPARQL is open source and handles continuous queries. Therefore, C-SPARQL [2] is used to execute queries against the streaming data.

This module produces situations streams as output. This output feeds another stream reasoner in the cause determination module and the situations detected are stored in the ontology. In this way, the *Stream Reasoner* itself can be seen as an advanced sensor able to produce high level data.

Cause/s Determination. The purpose of this module is to identify the possible causes that generated a situation detected by the previous module. For this, two components are used separately.

In the case where situations are generated at high frequency, the *Stream Reasoner* identifies the causes. Otherwise, the *Reasoner* is used over the ontology to infer the causes. This last option has some advantages over the previous one. For example, it is possible that some situations do not have identified causes in a real scenario, in which case the system notifies that the causes are unknown. Therefore, it is necessary to consider the Open World Assumption, which states that the absence of a statement alone cannot be used to infer that the statement is false. If the cause is identified later, it can be added to the knowledge base and linked to the situation for future use.

In both cases, the module provides the Decision Making module with the identified situation together with the possible causes in case they are known. The association between the situation and the causes is also added to the Ontology.

Decision Making. Considering the situations and its causes, it is possible to support decision making tasks to determine what actions to launch to correct the behaviour of machines or avoid breakdowns. The actions to be triggered are diverse and depend on other external factors. For example, certain maintenance tasks can be launched remotely and performed by the machines themselves or the application can issue an alert to notify the operator closest to the machine to inspect it, if human action is needed. Each application can perform more advanced reasoning and processing on the received data.

3.2.3. Static Reasoning for Situation Identification or Refinement

The *Translation* module, in addition to generating the data streams, populates the ontology with semantically enriched data. The data models and the ontology languages used in this approach are RDF [20], RDFS [19] and OWL [15], because they facilitate the execution of automatic consistency checking when integrating multiple sources of knowledge, or the classification of new information, or the enrichment of query answers with new knowledge after an inference process.

Compared to the processing performed by stream reasoning, reasoning is more computationally expensive. Depending on the complexity of the ontology language adopted, reasoning can even become undecidable. To alleviate these problems, the W3C has defined several profiles [16] of OWL that reduce the complexity of reasoning making it more tractable and scalable. Despite these efforts, reasoning remains a complex task. Because of this, it is mainly applied to static data that is assumed not to change, or to not change very often in time.

Thus, the main purpose of the *Update/Create situations* module is to exploit the historical data stored in the knowledge base (ontology) to refine the already defined situations or even to find new ones. This can be accomplished by, (i) reasoning over the ontology to derive implicit information, and (ii) interacting with the ontology by issuing one-time queries, expressed in the SPARQL [23] language.

4. Case study

In this section, a case study is presented to illustrate the application and the advantages of detecting abnormal situations by interpreting anomalies or observations in their contexts. Firstly, a sample case of two properties which values have a causal relationship correlated in time is described formally. Secondly, an illustrative case in an industrial scenario with two sensors deployed in a machine is presented.

The formal definition, illustrated in Figure 4, is the following: Consider two properties P_X and P_Y . At time t_r the property P_X exceeds its threshold T_X indicating a positive deviation from their normal values. At time t_j the property P_Y exceeds its threshold T_Y also indicating a positive deviation from their normal values. This effect is a consequence resulting from the increased of P_X . At time t_a an action is triggered to correct the behaviour of P_X and at time t_n the property P_X is under T_X . Then at t_m the property P_Y is also under T_Y . In this case, the value sensed of P_Y at t_j

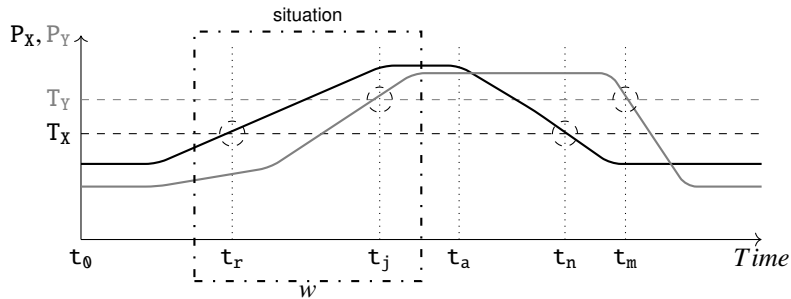


Fig. 4. Example of a relevant situation involving two properties and an action triggered to correct the values.

is interpreted in the context that since t_r the property P_X exceeds its threshold. The action launched at t_a is decided considering this interpretation.

In the industrial scenario, consider a machine M_1 that is part of a production line in a company. This machine has a component M_2 , that is a main component on which the operation of the machine depends. Both the machine and its component have sensors, called $SensorTM_1$ and $SensorTM_2$, which measure respectively the temperatures of the machine and its component. The focus of the example is to monitor the temperature of the machine and of its component. We note P_Y and P_X the temperature properties of the machine and its component.

As shown in Figure 4, during the execution of the task performed by the machine, an increase in M_2 temperature is observed. Let us assume this is due to dirty filters in the cooling system. The M_2 temperature deviates from normal behavior at t_r , while P_Y is normal. The observation made by $SensorTM_2$ at time t_r is represented in RDF format using the structure of our ontology in Listing 1. Afterwards, at time t_j the M_1 temperature also leaves normal behavior and indicates a positive deviation.

This effect is a consequence of the increased M_2 temperature, as M_2 is the main heat source in M_1 . Consequentially a higher M_2 temperature leads to a higher M_1 temperature. Our approach allows to exploit this knowledge about the link between the values of the two temperatures. Through this interpretation of the anomaly in P_Y it is possible to detect that situation, named `AbnormalIT-M1M2`. The C-SPARQL query shown in Listing 2 detects this situation and selects the observations and the resources involved. Once the situation is detected an instance (`AbnormalIT-M1M2`) is added to the ontology, as are the relations with the corresponding observations (`obsTempM1` and `obsTempM2`). The representation of the described scenario is visualized using our model in Figure 5.

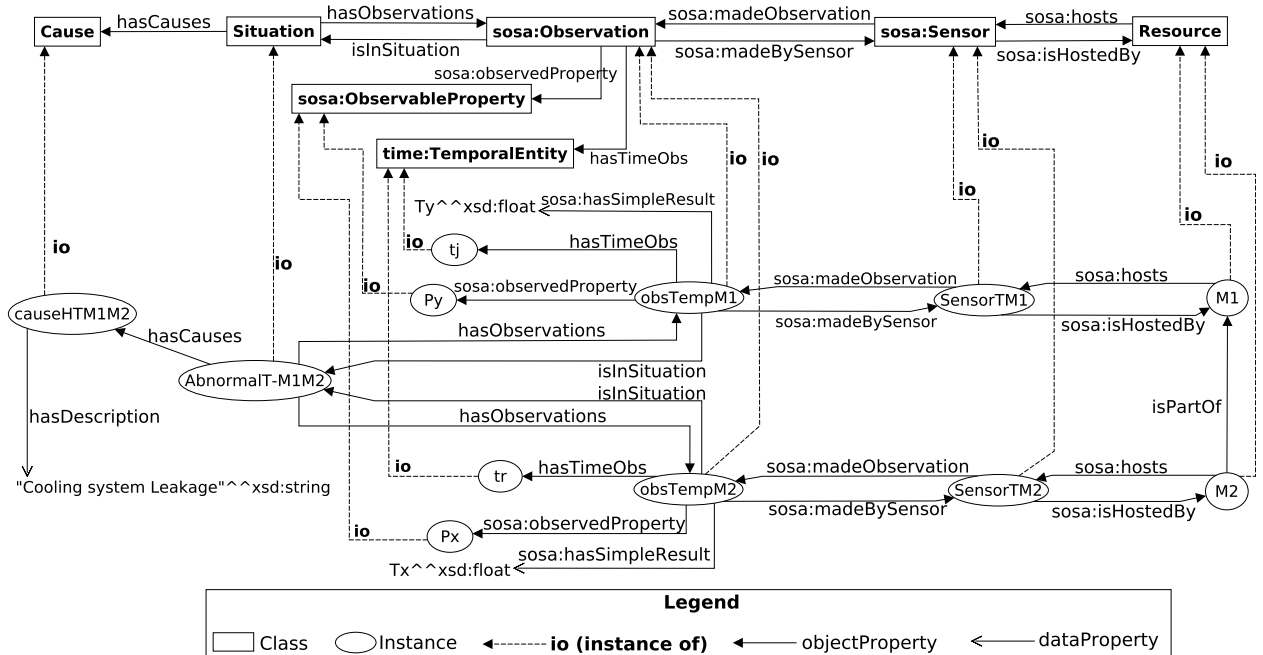


Fig. 5. Representation of the scenario presented in the case study using our model.


```

:obsTempM2 a sosa:Observation;
  sosa:observedProperty Px ;
  sosa:madeBySensor :SensorTM2 ;
  sosa:hasSimpleResult Tx^^xsd:float ;
  :hasTimeObs tr ;
  :isInSituation AbnormalT-M1M2 .
    
```

Listing 1. Example of an observation in RDF using the structure of our ontology.

The detection of this situation and its interpretation avoids a general inspection of M_1 due to its high temperature. Only the state of its component M_2 has to be verified. This allows to take action to correct the behavior of P_Y considering its context. At time t_a an action is taken about M_2 (cleaning or replacement of the cooling system filters) that solves the problem, which enables the temperature of M_2 to decrease. After some time, this leads to a decrease in the temperature of M_1 .

```

REGISTER QUERY sit-AbnormalT-M1M2 AS
PREFIX :<http://contextOntology#>
PREFIX f:<http://larkc.eu/csparql/sparql/jena/ext#>
SELECT ?o1 ?o2 ?m1 ?m2
FROM STREAM <http://.../sensorTM2> [RANGE 5s 1s]
FROM STREAM <http://.../sensorTM1> [RANGE 5s 1s]
WHERE {
  :sensorTM1 :isHostedBy ?m1 .
  :sensorTM1 :madeObservation ?o1 .
  ?o1 :hasSimpleResult ?res1 .
  ?o1 :hasTime ?t1 .
  ?s2 :isHostedBy ?m2 .
  ?s2 :madeObservation ?o2 .
  ?o2 :hasSimpleResult ?res2 .
  ?o2 :hasTime ?t2 .
  FILTER (
    f:timestamp(:sensorTM1,:madeObservation,?o1)
    < f:timestamp(?s2,:madeObservation,?o2)
    && ?res1 >= Ty
    && ?res2 >= Tx
    && ?s2 != :sensorTM1
    && ?m1 = M1 && ?m2 = M2 ) .
} ;
    
```

Listing 2. C-SPARQL query to detect the described situation.

```

REGISTER QUERY sit-AbnormalT-M1M2-avg AS
PREFIX :<http://contextOntology#>
SELECT ?o1 ?o2 ?m1 ?m2
FROM STREAM <http://.../sensorTM1> [RANGE 5s 1s]
FROM STREAM <http://.../sensorTM2> [RANGE 5s 1s]
WHERE {
  :sensorTM1 :isHostedBy ?m1 .
  :sensorTM1 :madeObservation ?o1 .
  ?o1 :hasSimpleResult ?res1 .
  ?o1 :hasTime ?t1 .
  ?s2 :isHostedBy ?m2 .
  ?s2 :madeObservation ?o2 .
  { SELECT ?s2 ( avg(?p2) AS ?average )
    WHERE {
      ?s2 :madeObservation ?o2 .
      ?o2 :hasSimpleResult ?res2 .
      ?o2 :hasTime ?t2 .
    }
  }
  GROUP BY ?s2
  HAVING ( avg(?res2) >= Tx )
}
  FILTER ( ?res1 >= Ty && ?s2 != :sensorTM1 ) .
} ;
    
```

Listing 3. C-SPARQL query considering the average of P_Y .

Although the case study presented in this section involves only two properties, it shows the advantages of interpreting an observation in its context and the exploitation of background knowledge. In real cases, more complex situations can be detected using the proposed approach: for example, as an extension to the previous case, it is possible to interpret the anomaly of the temperature P_Y regarding the average of the values of the temperature P_X measured during the time window w instead of only considering if one of these values is greater than the threshold T_X . The corresponding C-SPARQL query is displayed in Listing 3.

5. Conclusions & Future Work

This paper presents an approach that uses stream reasoning to detect certain situations that could lead to failures in order to make the most appropriate decision to avoid the interruption of manufacturing processes. Data collected from sensors are enriched with contextual information to allow real-time situations detection. The use of stream reasoning allows the integration of data from different data sources, with different underlying meanings, different temporal resolutions as well as the processing of these data in real time. Furthermore, our proposal also uses classical reasoning approaches to compensate for possible non-detections of causes by the stream reasoning method.

In future work the following lines will be addressed. Firstly, a broader case study with more complex situations, involving more properties measurements that are temporal and spatially related, will be explored. This raises scalability and complexity issues to detect situations in real time. Therefore, tests will be performed with different variants of stream reasoning engines to evaluate their efficiency and scalability. Secondly, a complete study on how to update and refine the situations (queries) will be inspected as well as how to register and deregister queries as appropriate in each case. For example, in case a particular situation is detected, it would be necessary to deregister that query until the problem(s) are solved, to avoid detecting it continuously. Finally, the identification of causality patterns could enable to define generic queries for certain types of anomalies. These generic queries could be reused in different cases and

would perform more complex operations among the sensed values than those presented in the previous case study, such as the comparison between two measurements or the average of a set of measurements in a given time interval.

Acknowledgements

These PhD works are funded by the Normandy Region (France) in the framework of the STEaMING (Semantic Time Evolving Models for Industry 4.0) project.

References

- [1] Arasu, A., Babu, S., Widom, J., 2004. CQL: A Language for Continuous Queries over Streams and Relations, in: Lausen, G., Suciu, D. (Eds.), Database Programming Languages, Springer Berlin Heidelberg, Berlin, Heidelberg. pp. 1–19.
- [2] Barbieri, D.F., Braga, D., Ceri, S., Della Valle, E., Grossniklaus, M., 2010. C-SPARQL: a continuous query language for RDF data streams. *International Journal of Semantic Computing* 4, 3–25.
- [3] Calbimonte, J.P., Ranvier, J.E., Dubosson, F., Aberer, K., 2017. Semantic representation and processing of hypoglycemic events derived from wearable sensor data. *Journal of Ambient Intelligence and Smart Environments* 9, 97–109.
- [4] Cox, S.J.D., Little, C., 2017. Time ontology in OWL. W3C Recommendation URL: <https://www.w3.org/TR/owl-time/>.
- [5] Dey, A.K., Abowd, G.D., 1999. Towards a better understanding of context and context-awareness, in: HUC 99: Proceedings of the 1st international symposium on Handheld and Ubiquitous Computing, Springer-Verlag. pp. 304–307.
- [6] Erétéo, G., Buffa, M., Gandon, F., Corby, O., 2009. Analysis of a real online social network using semantic web frameworks, in: *Lecture Notes in Computer Science*.
- [7] Giustozzi, F., Saunier, J., Zanni-Merk, C., 2018. Context Modeling for Industry 4.0: an Ontology-Based Proposal. *Procedia Computer Science* 126, 675 – 684. *Knowledge-Based and Intelligent Information & Engineering Systems: Proceedings of the 22nd International Conference, KES-2018, Belgrade, Serbia*.
- [8] Gómez, M., Castejón, C., García-Prada, J., 2016. Automatic condition monitoring system for crack detection in rotating machinery. *Reliability Engineering & System Safety* 152, 239 – 247.
- [9] Haller, A., Janowicz, K., Cox, S.J., Lefrançois, M., Taylor, K., Le Phuoc, D., Lieberman, J., García-Castro, R., Atkinson, R., Stadler, C., 2018. The modular SSN ontology: A joint W3C and OGC standard specifying the semantics of sensors, observations, sampling, and actuation. *Semantic Web*, 1–24.
- [10] Hashemian, H.M., 2011. State-of-the-Art Predictive Maintenance Techniques. *IEEE Transactions on Instrumentation and Measurement* 60, 226–236.
- [11] Horridge, M., Bechhofer, S., 2011. The OWL API: A Java API for OWL Ontologies. *Semantic web* 2, 11–21.
- [12] <https://www.cbinsights.com/research/future-factory-manufacturing-tech-trends/>, (accessed March 2, 2019).
- [13] Lécué, F., Kotoulas, S., Aonghusa, P.M., 2012. Capturing the Pulse of Cities: Opportunity and Research Challenges for Robust Stream Data Reasoning, in: *Semantic Cities @ AAAI*.
- [14] Mika, P., 2005. Flink: Semantic Web technology for the extraction and analysis of social networks. *Journal of Web Semantics* 3, 211 – 223.
- [15] OWL-WorkingGroup, 2009a. OWL2 - OWL document overview URL: <http://www.w3.org/TR/2009/REC-owl2-overview-20091027/>.
- [16] OWL-WorkingGroup, 2009b. OWL2 - OWL profiles URL: <http://www.w3.org/TR/2009/PR-owl2-profiles-20090922/>.
- [17] Perry, M., Herring, J., 2012. Ogc geosparql - a geographic query language for rdf data. *ogc implementation standard 11-052r4*.
- [18] Phuoc, D.L., Dao-Tran, M., Parreira, J.X., Hauswirth, M., 2011. A native and adaptive approach for unified processing of linked streams and linked data, in: *International Semantic Web Conference*.
- [19] RDF-WorkingGroup, 2004a. RDF Semantics. W3C Recommendation URL: <https://www.w3.org/TR/rdf-mt/>.
- [20] RDF-WorkingGroup, 2004b. W3C Recommendation URL: <http://www.w3.org/TR/rdf-primer/>.
- [21] Rmili, W., Ouahabi, A., Serra, R., Kious, M., 2009. Tool Wear Monitoring in Turning Processes Using Vibratory Analysis. *International Journal of Acoustics and Vibrations* 14, 4–11.
- [22] Santipantakis, G.M., Vlachou, A., Doukeridis, C., Artakis, A., Kontopoulos, I., Vouros, G.A., 2018. A Stream Reasoning System for Maritime Monitoring, in: 25th International Symposium on Temporal Representation and Reasoning (TIME 2018), Schloss Dagstuhl–Leibniz-Zentrum fuer Informatik, Dagstuhl, Germany. pp. 20:1–20:17.
- [23] Seaborne, A., Prud'hommeaux, E., 2008. SPARQL query language for RDF. W3C Recommendation URL: <http://www.w3.org/TR/2008/REC-rdf-sparql-query-20080115/>.
- [24] Sheth, A., Henson, C., Sahoo, S.S., 2008. Semantic Sensor Web. *IEEE Internet Computing* 12, 78–83.
- [25] Shojanoori, R., Juric, R., 2013. Semantic Remote Patient Monitoring System. *Telemedicine journal and e-health : the official journal of the American Telemedicine Association* 19.
- [26] Stuckenschmidt, H., Ceri, S., Della Valle, E., Harmelen, F., Milano, P., 2019. Towards expressive stream reasoning. *Proceedings of the Dagstuhl Seminar on Semantic Aspects of Sensor Networks*.
- [27] Tallewi-Diotallevi, S., Kotoulas, S., Foschini, L., Lécué, F., Corradi, A., 2013. Real-Time Urban Monitoring in Dublin Using Semantic and Stream Technologies, in: *The Semantic Web – ISWC 2013*, Springer Berlin Heidelberg. pp. 178–194.
- [28] Toro, C., Barandiaran, I., Posada, J., 2015. A Perspective on Knowledge Based and Intelligent Systems Implementation in Industrie 4.0. *Procedia Computer Science* 60, 362 – 370. *Knowledge-Based and Intelligent Information & Engineering Systems 19th Annual Conference, KES-2015, Singapore*.