

Characterization Of Mortars With Ultrasonic Transducer

H Lotfi, Bouazza Faiz, A. Moudden, D Izbaim, Abdellah Menou, G. Maze

► **To cite this version:**

H Lotfi, Bouazza Faiz, A. Moudden, D Izbaim, Abdellah Menou, et al.. Characterization Of Mortars With Ultrasonic Transducer. Moroccan Journal of Condensed Matter, Moroccan statistical Physical Society, 2010, 12 (2), pp.131-133. hal-01933821

HAL Id: hal-01933821

<https://hal-normandie-univ.archives-ouvertes.fr/hal-01933821>

Submitted on 24 Jan 2019

HAL is a multi-disciplinary open access archive for the deposit and dissemination of scientific research documents, whether they are published or not. The documents may come from teaching and research institutions in France or abroad, or from public or private research centers.

L'archive ouverte pluridisciplinaire **HAL**, est destinée au dépôt et à la diffusion de documents scientifiques de niveau recherche, publiés ou non, émanant des établissements d'enseignement et de recherche français ou étrangers, des laboratoires publics ou privés.

See discussions, stats, and author profiles for this publication at: <https://www.researchgate.net/publication/268330831>

Characterization Of Mortars With Ultrasonic Transducer

Article · January 2010

CITATIONS

3

READS

48

6 authors, including:



Hicham Lotfi

Ecole Supérieure de Technologie Laayoune

5 PUBLICATIONS 7 CITATIONS

[SEE PROFILE](#)



Bouazza Faiz

University Ibn Zohr - Agadir

64 PUBLICATIONS 266 CITATIONS

[SEE PROFILE](#)



Abdellah Menou

Académie Internationale Mohammed VI de l'Aviation Civile, Casablanca, Morocco

46 PUBLICATIONS 228 CITATIONS

[SEE PROFILE](#)



Maze Gérard

LOMC UMR CNRS 6294,

252 PUBLICATIONS 1,400 CITATIONS

[SEE PROFILE](#)

Some of the authors of this publication are also working on these related projects:



Composite structures [View project](#)



Fatigue and damage at extreme conditions [View project](#)

Characterization Of Mortars With Ultrasonic Transducer

H.Lotfi^{1*}, B.Faiz¹, A.Moudden^{1, 2}, D.Izbaim¹, A.Menou³, G.Maze⁴

¹ *Laboratoire Métrologie et Traitement de l'Information Faculté des Sciences B.P. 8106 Agadir Morocco*

Phone: +212667099598; e-mail: lotfi.hicham@yahoo.fr

² *Ecole Supérieur de Technologie Agadir Maroc*

³ *ONDA Casablanca Maroc*

⁴ *Laboratoire Ondes et Milieux Complexe Université Le Havre France*

Abstract: The durability of mortar structures is affected by chemical and mechanical factors, such as abrasion, temperature variation..., the Degradation of mortar structures located under flowing water in their structure or high humidity atmospheres. In this study we presented a method for ultrasonic non-destructive characterization in mortar to follow the evolution of the signals back scattered by mortar structures for different size of sand, Samples were manufactured using same water/cement ration (w/c) 0.65, and cement/sand ration (c/s) 0.5. The processing of the ultrasound wave has been chosen to follow the hardening of mortar and to understand the mechanisms driving to the degradation of mortar in relation with microstructure.

Keywords: Mortar, microstructure, signal, processing ultrasound

I. Introduction

The research described in this paper has the objective to develop a method that allows the description of physical parameters of mortar. An ultrasonic wave reflection technique based on high frequency shear waves has been developed recently [1, 2]. The method measures the reflection coefficient ultrasonic waves at the interface of a buffer material and hydrating cementitious materials. The study of the hardening was then approached by other techniques based on the measurement of release of heat during the hydration, electronic microscopy and the electric conductimetry. This short outline shows that the methods of characterizations by ultrasounds did not advance yet in civil engineering. In this context, we present a Non -Destructive investigation based on the emission of the ultrasonic waves to follow the evolution of the Ultrasonic velocity in real time.

The measurement of the ultrasonic wave velocity has been used to characterize hardening and setting of cementitious materials [3-4], characterizing the hardening of mortar by ultrasonic techniques is very attractive because these techniques are not destructive and permit the observation of the hardening in real time. [5-6-7] had used a reflection method to evaluate material properties of isotropic materials.

II. Experimental procedure

II-1. Ultrasonic method

The incident acoustic wave is considered as a plan wave. Part of the ultrasonic energy is transmitted into the mortar through Plexiglas and, after viscoelastic propagation in the mortar; part of the energy is reflected from Glass and returns to the same transducer used as receiver. Fig.1. showed the different paths taken by the ultrasonic wave. Each path provides an echo which is labelled E_n .

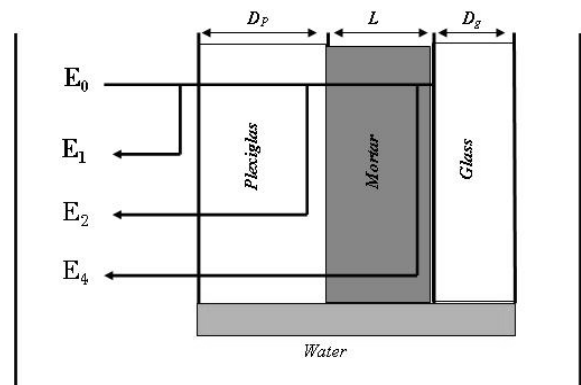


Figure 1- different paths of propagation in mortar

Fig.2. presents the signal composed of echoes E_1 , E_2 and E_4 reflected by the vessel enclosing the mortar using the 0.5 MHz central frequency transducer. The first E_1 echo

reflected on the bottom surface of plate 1 (Plexiglas), this is not important because it is not used in this study. The second echo E_2 corresponds to the reflection on the interface between the second Plexiglas face and the mortar sample enclosed in the vessel. The last echo E_4 corresponds to the reflection on the interface between the mortar and the first face of plate in glass (plate 2).

The choice of the vessel material (Plexiglas) is done in relation with the characteristics of the mortar and its thickness ($D_p=2\text{cm}$) is chosen in order to sufficiently attenuate echoes (reflection in plate 1). In this study, only spectral properties of echoes E_2 and E_4 was analyzed to determine viscoelastic parameters of the mortar in real time

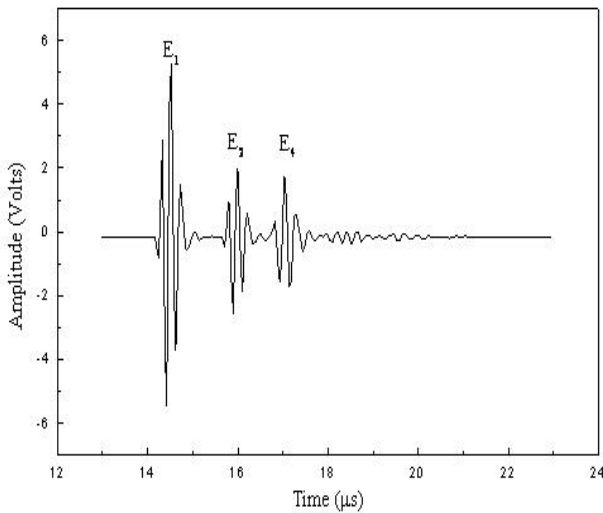


Figure 2- reflected echoes by the mortar with the 0.5MHz transducer

II-2. Samples

Portland cement mortar with water/cement (w/c) ratio (0.65) and cement/sand (c/s) ratio (0.5), sand aggregates with diameter (0.2, 0.25, 0.315 and 0.5 mm) were investigated. Portland cement CPJ 45 produced in Agadir, Morocco, was used as the cementitious materials. The sand used was a river sand of OUED SOUSS with mass volume absolute (2630 g/cm³), mass volume apparent (1460g/cm³) and content in water of 3,3%. The mortar were cured at isothermal conditions at 42°C through the duration of the experiments , the temperature chosen according to the climate of the regions in south of Morocco.

III. Ultrasonic velocity measurement

One of the most important viscoelastic parameters for following the hardening, in real time, of mortar and other materials is the ultrasonic velocity. Velocity v applies in

$$V = 2.L / \Delta t$$

general at the known interrelationship of with travel time Δt which is the variation of time between echoes E_4 and E_2 , and travel path L , number 2 refer to double path of signal backscattered by the mortar inclosing in the vessel (method of echoes).

In Fig.3 a light increase of ultrasonic velocity is observed, from where the influence of the bubbles of air is very weak, and water in the structure is completely consumed at the period of hardening of mortar. It's clearly that the wave velocity increase with age, it is assumed in [8-9] that the pulse velocity increases with the increase of mortar strength. The velocity increases strongly in the interval of time (15h to 50h), after 50h the velocity becomes almost constant, it is the period of hardening of the mortar. Thus for the same temperature and the same mass ratios of cement/sand and water/sand the velocity of the signals backscattered is very important for the mortar containing sand particle size 0.315mm.

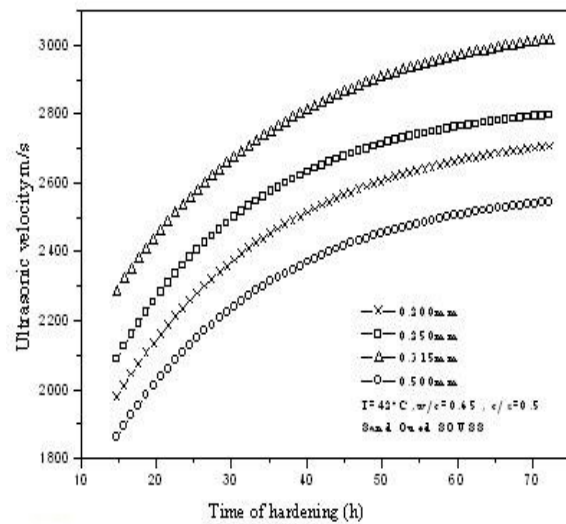


Figure 3- evolution of ultrasonic velocity in the mortar for various sand sizes

IV. Conclusion

The object of this paper is a novel technique for the investigation of cementitious materials using the processing of ultrasonic signal. Preliminary results show that it is possible to test mortar using ultrasonic velocity,

this viscoelastic parameters would help in obtaining the necessary data required by mechanical models to the evaluation and prediction of the strength of mortar within structure.

Acknowledgments

The research presented in this paper was funded by the Laboratory of Metrology and Data Processing, Agadir, Morocco, and University of Technology (EST) Agadir, Morocco their support is gratefully acknowledged.

V. Reference

- [1] T. O' ztqrk, J. Rapoport, J.S. Popovics, S.P. Shah, Monitoring the setting and hardening of cement-based materials with ultrasound, *Concr. Sci. Eng.* 1 (2) (1999) 83–91.
- [2] J. Rapoport, J.S. Popovics, K.V. Subramaniam, S.P. Shah, The use of ultrasound to monitor the stiffening process of Portland cement concrete with admixtures. *ACI Mat. J. Vol. 97.* 6 (2000), pp. 675-683.
- [3] Thomas Voigt, Guang Ye, Zhihui Sun, Surendra P. Shah, Klaas van Breugel, Early age microstructure of Portland cement mortar investigated by ultrasonic shear waves and numerical simulation, *Cement and Concrete Research.* 35 (2005) 858– 866
- [4] H.K. Lee, K.M. Lee , Y.H. Kim, H. Yim , D.B. Bae, Ultrasonic in-situ monitoring of setting process of high-performance concrete, *Cement and Concrete Research* 34 (2004) 631–640
- [5] A.R.Selfridge, Approximation material properties in isotropic materials, *IEEE Trans.sonics Ultrason.*, vol.SU-32, pp.381-394, 1985
- [6]] B.FAIZ,and al, Ultrasonic characterization of the quality of an epoxy resin polymerization, *IEEE Trans. Ultrasonics, Ferroelectrics ,and frequency control*, vol.,46,pp.188-196, No. 1, January 1999
- [7] M.EZZAIDI and al . “ Measurement of the thickness of a cylindrical shell with with a focused beam ”, *NDT& E international* 35 (2002) 433 436
- [8] Blitz J,Simpson G. Ultrasonic methods of non – destructive testing. London : *Chapman & Hall*; 1996
- [9] G. Ye and al. " Study on the development of the microstructure in cement-based materials by means of numerical simulation and ultrasonic pulse velocity measurement " *Cement & Concrete Composites* 26 (2004) 491–497